




Insights

June 2022



Darren Toner

Senior Portfolio Manager (High Yield,
Financials and Investment Grade)

Five Credit Views in Five Charts

In the face of the significant volatility in financial markets, we must rationalise and digest the recent turbulence to identify deep, underlying thematic. In doing so, we have identified five key Credit market ideas that may help us mitigate long-term investment risk and generate long-term alpha.

1

Volatility is Expected to Remain High

As central banks around the world shift from Quantitative Easing (QE) to Quantitative Tightening (QT), markets are exhibiting uncertainty and volatility as investors adjust to a more “normal” environment. The changes we are witnessing are unparalleled after a decade of record low interest rates, which led to almost \$17tn of negative-yielding debt. Now, we are experiencing generation-high inflation rates that have led to the need for numerous interest rate hikes. This transition, and the volatility that comes with it, is expected to continue as we adapt to a new economic paradigm.

Chart 1: Volatility Brought Back by the Transition From QE to QT



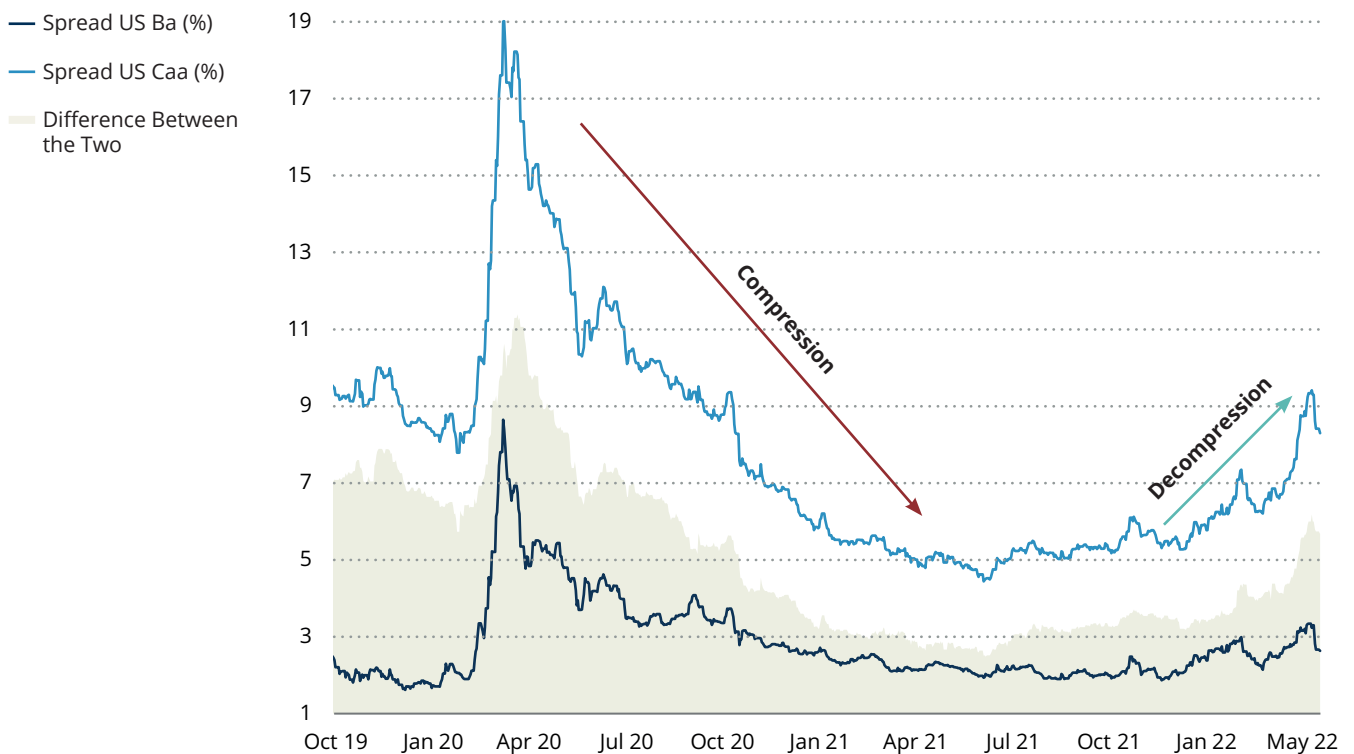
Source: Bloomberg as at 31 May 2022.

2

Spread Decompression

The era of cheap debt and monetary stimulus that triggered growth has resulted in limited dispersion in Credit spreads, whether that be by rating, geography or sector. However, the narrative has now changed with a variety of factors likely to increase the need for active Credit portfolio positioning. Recent price moves have highlighted this: lower-rated CCC bonds, which outperformed during “risk-on” times, have underperformed the higher quality BB debt.

Chart 2: Recession Fears Hit Riskier Assets More



Source: Bloomberg as at 31 May 2022. Spread is measured by Option-Adjusted Spread (OAS). The indices used are the Bloomberg Ba US High Yield Average OAS and the Bloomberg Caa US High Yield Average OAS.

3

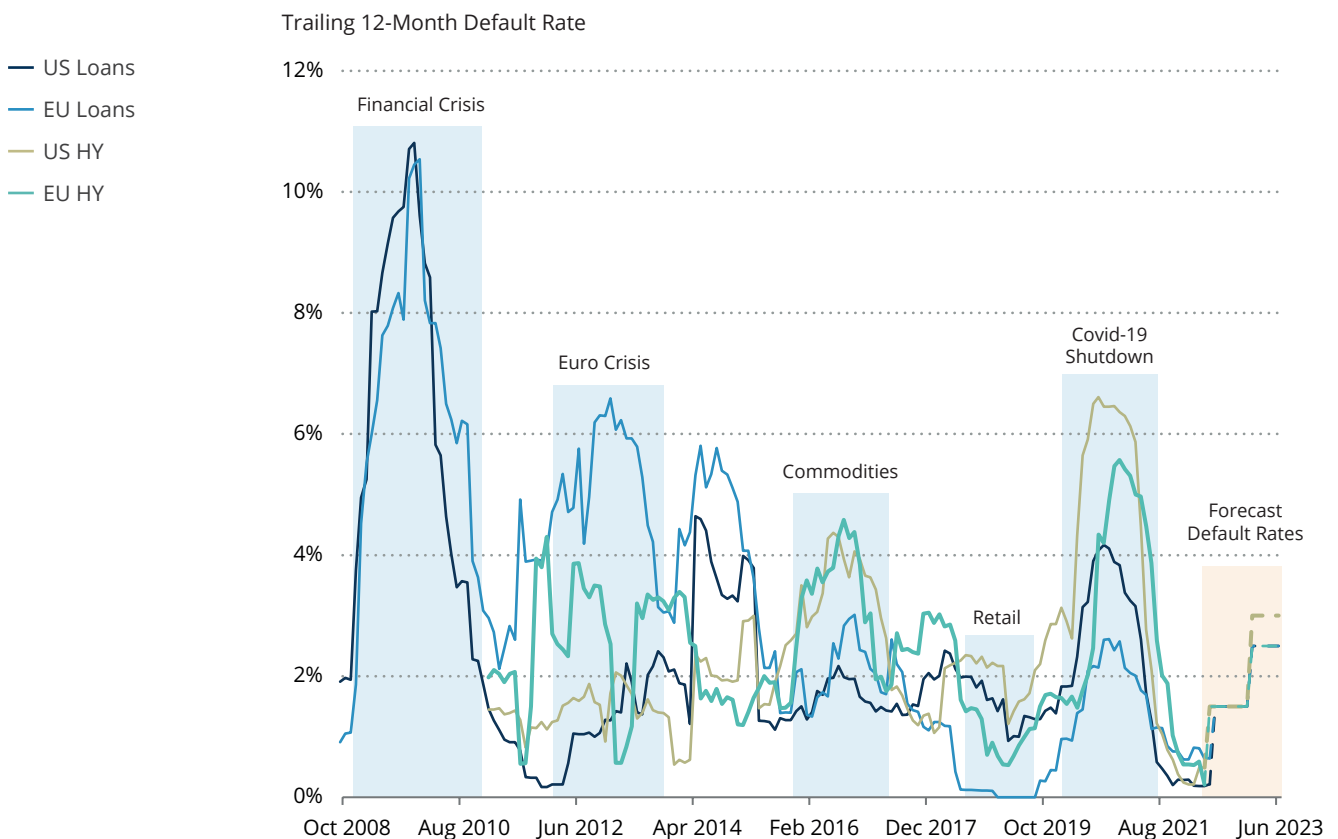
Default Rates to Normalise

In some cases, cheap debt has helped keep default rates artificially low – a situation that will normalise as interest rates start rising to levels more in tune with inflation. The resulting higher interest rates will squeeze margins and cashflow generation and therefore will lift default rates from historic lows.

However, we do not believe this is a systematic issue and expect default rates to remain manageable. This is because many companies have improved their balance sheets over the past few years, reducing leverage and costs. For instance, in Europe the leading STOXX Europe 600 index is forecast to post a net debt-to-EBITDA ratio of 2.2 this year, down from 3.09 in 2020, and 3.15 in 2019 (it was as high as 4.55 in 2014).

According to a recent S&P Global Ratings¹ report, the trailing 12-month High Yield default rate in Europe could increase to 3% by March 2023, which is still relatively low relative to previous economic cycles.

Chart 3: Default Rates: Moving Back to Average²



Sources: ¹S&P Global Ratings [The European Speculative-Grade Corporate Default Rate Could Rise To 3% By March 2023](#) as at 18 May 2022. ²CQS Macro and Fundamental Research and LCD as at 31 May 2022. Moody's Default Report as at 29 April 2022.

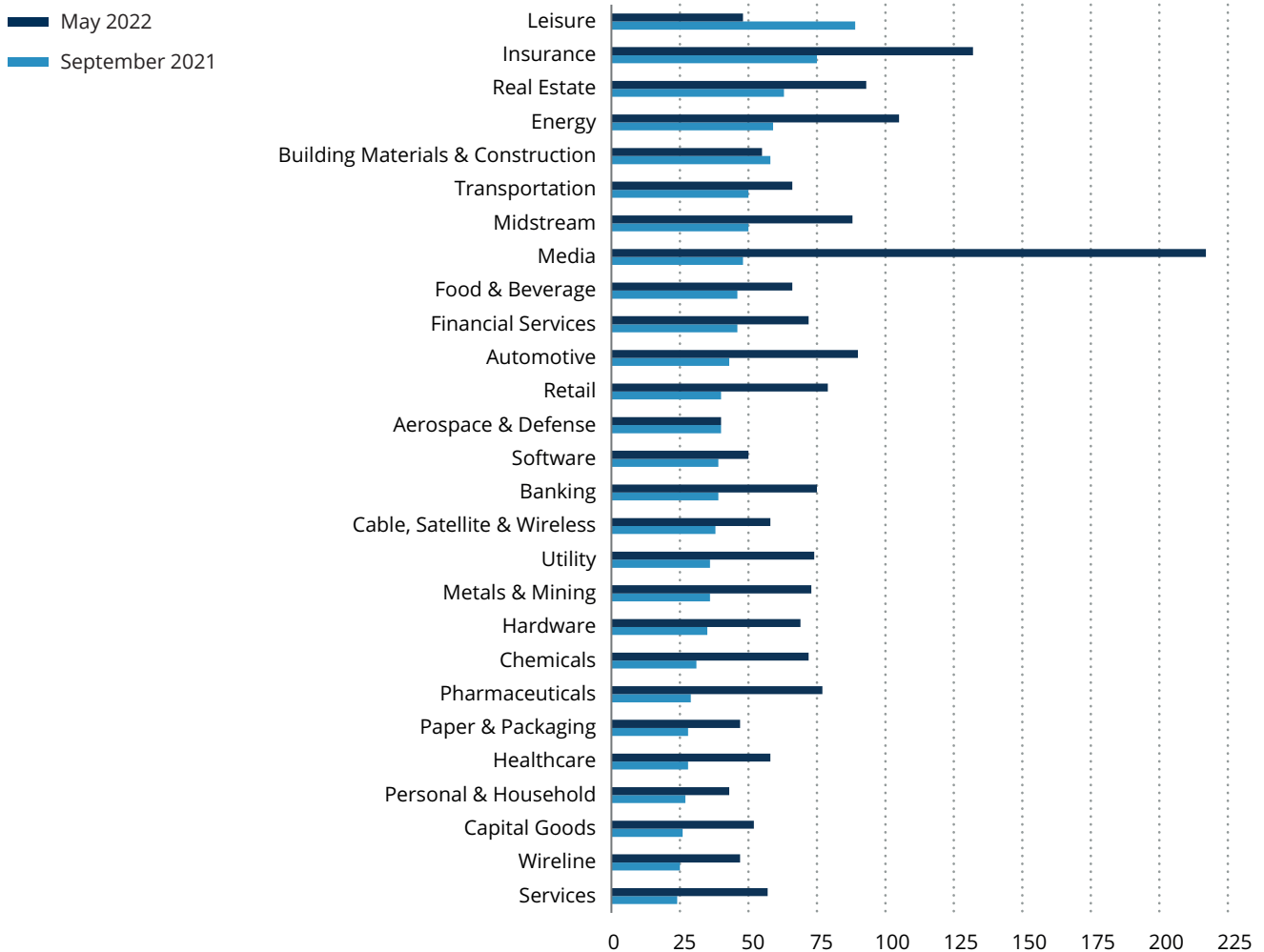
4

Good Times for Alpha

Whilst volatility and dispersion present substantial long-term opportunities, recession fears also trigger some [well-known investment biases, such as loss aversion and herding mentality](#). This can create further attractive entry points for active managers, especially those with the ability to base their decisions on long-term fundamental research, instead of day-to-day market noise. In contrast, passive or benchmark-following investors may be less flexible and therefore less able to capture these opportunities.

Chart 4: Dispersion Presents Opportunity

(Interquartile Spread Range, basis points)



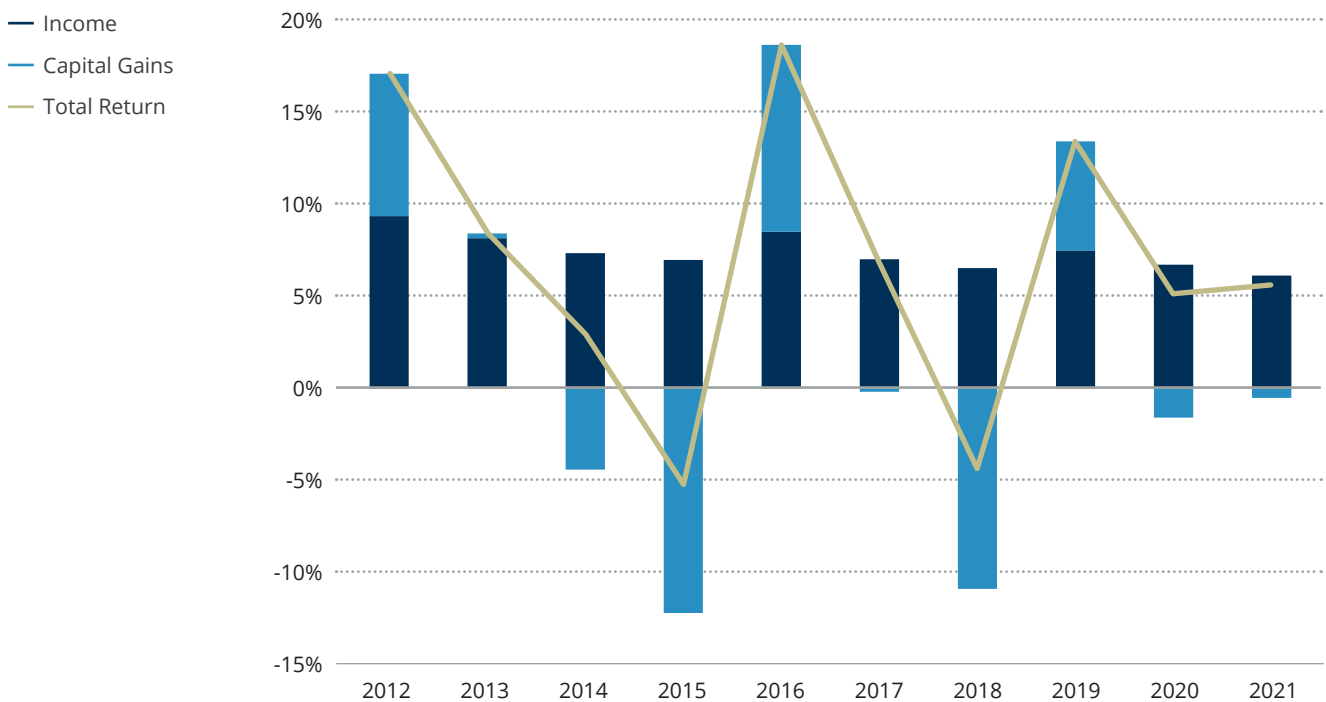
Sources: CQS Macro and Fundamental Research, and ICE as at 31 May 2022.

5

Income as a Shock Absorber

For bond investors, the flipside of rising rates is more attractive levels of yield. For instance, US sub-Investment Grade debt is presently yielding almost 8%, meaning that the asset class would have to fall considerably before investors incurred losses (for more on this, read our recent Q&A with Craig Scordellis, CQS' CIO – Credit, [Good Times for Yield](#)). Higher coupons give investors a bigger buffer to absorb any mark-to-market losses. As seen in Chart 5, US High Yield has only delivered negative annual returns in two of the past ten years, bolstered by the return from income.

Chart 5: Income Buffers Help Protect Against Volatility



Source: BBG, ICE and LCD as of 31 December 2021.

Conclusion

World financial markets are undergoing a regime change. After more than a decade of ultra-loose monetary and fiscal policy, investors now face rising interest rates and inflation. We believe Credit can help investors with:

- Interest rate protection: Floating-rate Credit assets can mitigate the effect of rising interest rates
- More yield: Higher rates mean higher yields, increasing returns for investors
- Volatility mitigation: most Credit assets provide regular income, which can dampen the effects of price volatility
- Alpha opportunities: as volatility creates dispersion, active portfolio managers may find attractive entry and selling points

At a time of heightened uncertainty and opportunity, an active, fundamental-based approach is paramount to help investors achieve their goals.

Don't miss our latest thought leadership on cqs.com




Multi-Asset Credit for LGPS

New two-pager promoting MAC in a valuation year.



Good Times for Yield: Q&A with Craig Scordellis

Downloadable on our new website.



Private Credit: Low Correlation, Stable Income

Downloadable on our new website.

Important Information

This document has been issued by CQS (UK) LLP which is authorised and regulated by the UK Financial Conduct Authority, CQS (US), LLC which is a registered investment adviser with the US Securities and Exchange Commission, and/or CQS (Hong Kong) Limited, which is authorised and regulated by the Hong Kong Securities and Futures Commission. The term "CQS" as used herein may include one or more of CQS (UK) LLP, CQS (US), LLC, and CQS (Hong Kong) Limited or any other affiliated entity. The information is intended solely for sophisticated investors who are (a) professional investors as defined in Article 4 of the European Directive 2011/61/EU or (b) accredited investors (within the meaning given to such term in Regulation D under the U.S. Securities Act of 1933, as amended) and qualified purchasers (within the meaning given to such term in Section 2(a)(51) of the U.S Investment Company Act 1940, as amended). This document is not intended for distribution to, or use by, the public or any person or entity in any jurisdiction where such use is prohibited by law or regulation.

This document is a marketing communication prepared for general information purposes only and has not been delivered for registration in any jurisdiction nor has its content been reviewed by any regulatory authority in any jurisdiction. The information contained herein does not constitute: (i) a binding legal agreement; (ii) legal, regulatory, tax, accounting or other advice; (iii) an offer, recommendation or solicitation to buy or sell shares or interests in any fund or investment vehicle managed or advised by CQS (a "CQS Fund") or any other security, commodity, financial instrument, or derivative; or (iv) an offer to enter into any other transaction whatsoever (each a "Transaction"). Any decision to enter into a Transaction should be based on your own independent investigation of the Transaction and appraisal of the risks, benefits and appropriateness of such Transaction in light of your circumstances. Any decision to enter into any Transaction should be based on the terms described in the relevant offering memorandum, prospectus or similar offering document, subscription document, key investor information document (where applicable), and constitutional documents and/or any other relevant document as appropriate (together, the "Offering Documents"). Any Transaction will be subject to the terms set out in the Offering Documents and all applicable laws and regulations. The Offering Documents supersede this document and any information contained herein. The Offering Documents for CQS UCITS range of funds is available [here](http://www.cqs.com/ucits-funds#global-convertibles) (www.cqs.com/ucits-funds#global-convertibles) in English (US persons will not be eligible to invest in CQS managed UCITS funds save to the extent set out in the relevant Offering Document). A copy of CQS' Complaints Policy, which sets out a summary of investors' rights, is available [here](http://www.cqs.com/site-services/regulatory-disclosures) (www.cqs.com/site-services/regulatory-disclosures) in English. CQS may terminate the arrangements for marketing or distribution of any CQS Fund at any time.

Nothing contained herein shall give rise to a partnership, joint venture or any fiduciary or equitable duties. The information contained herein is provided on a non-reliance basis, not warranted as to completeness or accuracy, and is subject to change without notice. Any information contained herein relating to any non-affiliated third party is the sole responsibility of such third party and has not been independently verified by CQS. The accuracy of data from third party vendors is not guaranteed. If such information is not accurate, some of the conclusions reached or statements made may be adversely affected. CQS is not liable for any

decisions made or action taken by you or others based on the contents of this document and neither CQS nor any of its directors, officers, employees or representatives accept any liability whatsoever for any errors or omissions or any loss howsoever arising from the use of this document.

Information contained in this document should not be viewed as indicative of future results as past performance of any Transaction is not indicative of future results. Any investment in a CQS Fund or any of its affiliates involves a high degree of risk, including the risk of loss of the entire amount invested. The value of investments can go down as well as up. Future performance is subject to taxation which depends on the personal situation of each investor and which may change in the future. Investments may lead to a financial loss if no guarantee on the capital is in place. An investment in any CQS Fund will involve a number of material risks which include, without limitation, risks associated with adverse market developments, currency and exchange rate risks, risk of counterparty or issuer default, and risk of illiquidity. Any assumptions, assessments, targets (including target returns and volatility targets), statements or other such views expressed herein (collectively "Statements") regarding future events and circumstances or that are forward looking in nature constitute CQS' subjective views or beliefs and involve inherent risk and uncertainties beyond CQS' control. Any indices included in this document are for illustrative purposes only and are not representative of CQS Funds in terms of either composition or risk (including volatility and other risk related factors). Unless stated to the contrary CQS Funds are not managed to a specific index.

The information contained herein is confidential and may be legally privileged and is intended for the exclusive use of the intended recipient(s) to which the document has been provided. In accepting receipt of the information transmitted you agree that you and/or your affiliates, partners, directors, officers and employees, as applicable, will keep all information strictly confidential. Any review, retransmission, dissemination or other use of, or taking of any action in reliance upon, this information is prohibited. Any distribution or reproduction of this document is not authorized and prohibited without the express written consent of CQS, or any of its affiliates. Unless otherwise stated to the contrary herein, CQS owns all intellectual property rights in this document.

CQS is a founder of the Standards Board for Alternative Investments ("SBAI") which was formed to act as custodian of the alternative investment managers' industry best practice standards (the "Standards"). By applying the Standards, managers commit to adopt the "comply or explain" approach described in the Standards. CQS is a signatory of the UN Principles for Responsible Investment and a supporter and participant of certain other responsible investment related industry associations.

PRI Note:

PRI is an investor initiative in partnership with UNEP Finance and the UN Global Compact. GMv10.

2729461081 / L22-263 / 06.22

CQS (UK) LLP

4th Floor, One Strand, London WC2N 5HR, United Kingdom
T: +44 (0) 20 7201 6900 | F: +44 (0) 20 7201 1200

CQS (US), LLC

152 West 57th Street, 40th Floor, New York, NY 10019, US
T: +1 212 259 2900 | F: +1 212 259 2699

CQS (Hong Kong) Limited

1308 One Exchange Square, 8 Connaught Place, Central, Hong Kong, China
T: +852 3920 8600 | F: +852 2521 3189

CQSClientService@cqsm.com | www.cqs.com

Signatory of:

