

January 2025

CQS Dynamic Credit Multi Asset Fund

Key Facts

Portfolio Manager	Craig Scordellis and Darren Toner
Inception Date	08 February 2021
Legal Structure	UCITS
Base Currency	GBP
Currency Share Classes	EUR, GBP, USD
SFDR	Article 8
Dealing Frequency	Daily by 1pm Dublin time
Subscriptions and Redemptions	
I Share Class²	£1m (or foreign currency equivalent)
Min. Investment	
Domicile	Ireland
ISIN	GBP IE00BN15XV68 EUR IE00BN15XT47 USD IE00BN15XW75
Bloomberg	GBP CQTRCIG EUR CQTRCIE USD CQTRCIU
SEDOL	GBP BN15XV6 EUR BN15XT4 USD BN15XW7

Key Metrics	Value
Total Fund AUM	\$959.6m
Total Strategy AUM ³	\$8.7bn
Yield to Expected Maturity (%, GBP)	6.71
Weighted Average Credit Spread (bps)	230
Interest Rate Duration (yrs)	3.15
Number of Securities	582
Average Credit Rating ^{4,5}	BBB
Weighted Average Carbon Intensity (t/\$m Sales): Fund ⁶	156
Weighted Average Carbon Intensity (t/\$m Sales): Reference Index ^{6,7}	205
Average ESG Rating ⁸	A
SRRI Score ⁹	3

Description

- A flexible multi-asset credit approach seeking high income across developed markets to achieve attractive risk-adjusted returns
- Actively managed portfolio, focused on delivering daily liquidity and putting investors' capital in the right asset class, geography and sector at the right time
- Targets a net return of 6-8% per annum over the cycle, with single digit volatility¹
- Integrated approach to responsible investment

Performance²

Past performance does not predict future returns. Share class launch dates vary.

	1 Month (%)	3 Month (%)	Year-to-Date (%)	1 Year (%)	Since Inception Annualised (%)	NAV/Share
F EUR	0.48	0.65	0.48	4.34	0.71	102.886
F GBP	0.63	1.08	0.63	5.86	1.99	108.190
F USD	0.61	1.06	0.61	5.97	2.13	108.243
FD GBP	0.63	1.08	0.63	5.85	5.43	103.978
I EUR	0.44	0.53	0.44	3.81	0.45	101.810
I GBP	0.59	0.97	0.59	5.37	1.57	106.448
I USD	0.57	0.94	0.57	5.50	1.91	107.864

Performance Since Inception of the Fund (F GBP Share Class)²

Year	Jan	Feb	Mar	Apr	May	Jun	Jul	Aug	Sept	Oct	Nov	Dec	YTD
2025	0.63												0.63
2024	0.90	(0.64)	1.18	(1.32)	1.61	0.69	1.76	0.97	1.28	(0.86)	1.01	(0.56)	6.14
2023	2.52	(0.58)	1.25	1.42	(1.19)	(0.16)	0.76	(0.05)	(1.95)	(1.29)	4.09	2.59	7.48
2022	(1.37)	(1.47)	0.01	(2.96)	(0.88)	(5.67)	2.66	(0.39)	(3.94)	(0.12)	3.81	(0.04)	(10.22)
2021		(0.22)	0.41	1.05	0.39	0.99	0.26	0.59	0.64	(0.17)	(0.31)	1.26	4.97

Commentary

Performance

2025 started with a broad "risk-on" tone as equity indices in the US and Europe reached all-time highs. The tariff-heavy rhetoric from the incoming Trump administration led to fears over inflation and resulted in a subsequent rates sell-off. The US 10-year Treasury yield traded as high as 4.80% on the 14 January, having opened the month at 4.53%. Several dovish data points released during the month culminated in a 25bps cut by the Fed on the 29 January and a concurrent rates rally. This was given further momentum as news from DeepSeek AI led to significant volatility in global tech stocks and a general flight to safe-haven assets. Overall, 10-year Treasury yields dropped 3bps in January, and 2s10s steepened 1bp. Macroeconomic data in Europe was mixed. The European Central Bank cut 25bps on the 30 January and signalled further rate cuts for 2025 following stagnant GDP growth in Q4 2024.

US High Yield (HY) was the best performing asset class during the month, returning 1.42% as spreads tightened by 25bps with the asset class recovering some of the underperformance displayed in December.

Fund Positioning

The Fund had a solid start to the year, returning 0.63% for January (F GBP). The Fund marginally lagged the overall global HY market due to its larger allocation to floating rate alternative and US Investment Grade (IG) credit. The Fund is currently positioned with a European bias and European HY marginally underperformed its US counterpart during the month.

Investors should note that, relative to the expectations of the Autorité des Marchés Financiers, this UCITS presents disproportionate communication on the consideration of non-financial criteria in its investment policy.

The value of securities may go down as well as up, depending on the performance of companies and general market conditions. The value at which securities in certain companies can be liquidated may differ, sometimes significantly, from the interim valuations. Investment in securities of certain companies may be less liquid, more volatile and subject to greater risks than securities of other companies. Investment in emerging markets may increase the volatility of the Fund's Net Asset Value, and accordingly, an investment in the Fund's Shares may be worth more or less on redemption than their original purchase value. As the Fund may invest in derivatives, such as swaps, it may lose more than the amount invested in such derivatives. Investors in shares denominated in a currency other than the base currency of the Fund may be affected by changes in currency movements. For full details of the relevant risks reference should be made to the risk factors sections of the Prospectus and Supplement. Information about the Fund and copies of the prospectus, the supplement, the key investor information documents, the latest audited annual report and accounts and any subsequent unaudited semi-annual report may be obtained free of charge from the administrator, BNP Paribas Fund Administrator (Ireland) Limited (the Administrator) or the investment manager, CQS (UK) LLP upon request. The Fund is authorised in Ireland and regulated by the Central Bank of Ireland.

Portfolio Analysis

Asset Allocation Breakdown	% Long Exposure
Asset Backed Securities	15.5
Cash*	9.7
Corporate Hybrid	0.9
EU High Yield Bonds	10.4
Financials	9.7
Loan Index	16.6
US High Yield Bonds	9.7
US Investment Grade	27.6

*Cash includes short-dated government bonds.

Credit Rating Breakdown ⁴	% Long Exposure
AAA	1.2
AA	12.2
A	16.0
BBB	24.9
BB and below	45.7

Top 10 Country Exposures	% Long Exposure
United States	54.3
PanEuropean	12.5
France	9.1
United Kingdom	8.4
Germany	5.4
Italy	1.6
Netherlands	1.5
Spain	1.2
Canada	1.0
Greece	1.0

Top 10 Industry Exposures	% Long Exposure
Broad Market Indices	16.6
CLO	12.5
Banks	9.8
Sovereign	9.7
Oil, Gas & Consumable Fuels	3.9
Insurance	3.1
Financial Services	2.9
Hotels, Restaurants & Leisure	2.7
Diversified Telecommunication Services	2.6
Pharmaceuticals	2.6

ESG Rating Breakdown ⁸	% Rated
AAA	8.0
AA	25.1
A	37.3
BBB	17.5
BB	10.1
B	1.9
CCC	0.1

Actual allocations at month end. There is no guarantee that the Fund will invest in this way at all or do so in the same manner as set forth in this factsheet. Figures may not sum to 100 due to rounding and the use of efficient portfolio management techniques.

The value of securities may go down as well as up, depending on the performance of companies and general market conditions. The value at which securities in certain companies can be liquidated may differ, sometimes significantly, from the interim valuations. Investment in securities of certain companies may be less liquid, more volatile and subject to greater risks than securities of other companies. Investment in emerging markets may increase the volatility of the Fund's Net Asset Value, and accordingly, an investment in the Fund's Shares may be worth more or less on redemption than their original purchase value. As the Fund may invest in derivatives, such as swaps, it may lose more than the amount invested in such derivatives. Investors in shares denominated in a currency other than the base currency of the Fund may be affected by changes in currency movements. For full details of the relevant risks reference should be made to the risk factors sections of the Prospectus and Supplement.

Important Information

Source: CQS as at 31 January 2025.

¹Target returns are estimated and net of anticipated fees, expenses and income reinvested. They are based on long-term performance projections of the investment strategy and market conditions at the time of modelling and are therefore subject to change. There is no guarantee that any target return can be achieved. Investors should not place any reliance on such target return in deciding whether to invest in the Fund. Target returns are for illustrative purposes only. For the purposes of this factsheet, we consider the "cycle" to be 5-10 years.

²Class returns are calculated net of fees and expenses and with all dividends and income reinvested on the basis of a holding since inception of such class or, if such class has become dormant at any point following inception, since the first new investment into such class. The Fund launched on 8 February 2021. Investors should note that the base currency of the Fund is UK Sterling. Individuals may have different returns depending upon the date of their investment. Investors should refer to each specific share class for the actual historical performance of the relevant class; please request full history of data from CQS. Class F GBP, I GBP, F EUR, I EUR and I USD launched on 8 February 2021. Class FD GBP launched on 2 May 2023. Class F USD launched 25 May 2021. Please be advised that the F share class is closed to investors.

³Strategy Assets are estimated and represent assets held across CQS-managed funds (including bespoke mandates) where similar multi-asset credit investment strategies are employed. The provision of an overall Strategy Asset AUM is for illustrative purposes only and is intended to show solely the size of the asset classes managed by CQS where the investment strategy is the similar.

⁴Internal credit ratings and subsequently spread ratings are used where externally sourced credit ratings are not available. Cash allocation is rated according to the issuer rating of the custodian bank.

⁵Weighted Average Rating: positions are weighted according to BEE (Bond Equivalent Exposure (BEE): for equity and debt instruments, the market value of the position, and for derivatives, the notional adjusted by the market value of the position).

⁶Weighted Average Carbon Intensity ("WACI") is estimated using scope 1 & 2 available disclosures or proxy estimates based on comparative data from MSCI. For proxy estimates, we apply a waterfall approach which requires a minimum of 10 issuers within the proxy estimate group. If there are not 10 issuers in the proxy estimate group, it changes to a broader category group to increase the number of comparable issuers and continues moving to a broader group until a minimum group size of 10 issuers are obtained or 'sector' level is reached. The order is sub-industry first, then industry, then industry group, then finally sector. Where MSCI data is stale or the proxy estimate is not an appropriate reflection of the issuer, we may implement a carbon emission override to report an issuer's most recent publicly available carbon data or use a more appropriate comparator (using MSCI data) as a proxy estimate. Please note that the WACI score does not include hedges for efficient portfolio management purposes.

⁷The Reference Index is the ICE BoA Developed Markets High Yield Index (HYDM).

⁸ESG ratings are attributed to issuers using either third party or internal ESG ratings assessed by CQS. The ratings range from AAA-CCC and are based on factors such as climate change, toxic emissions and waste, labour management, health and safety, privacy and data security, corporate governance and behaviour, and remuneration. A waterfall approach is used when assessing the ESG rating portfolio distribution and average rating of the portfolio, whereby (i) if a third party ESG rating is available that rating is used, failing which (ii) CQS' rating will be used. ESG ratings may reflect the subjective opinions of CQS or the relevant third party and may be based on qualitative as well as quantitative data. ESG ratings may be based on unverified third party sources or unaudited financial and non-financial data. ESG ratings are not an opinion of the creditworthiness of any issuer.

⁹SRRI score stands for Synthetic Risk and Reward Indicator.

All market data sourced from Bloomberg, Bank of America Merrill Lynch and UBS. Past performance may not be a reliable guide to future performance. The value of investments can go down as well as up.

Manulife | CQS Investment Management is a trading name of CQS (UK) LLP which is authorised and regulated by the Financial Conduct Authority. This document has been issued by CQS (UK) LLP and/or CQS (US), LLC which is a registered investment adviser with the US Securities and Exchange Commission. The term "CQS" or "Manulife | CQS Investment Management" as used herein may include one or more of CQS (UK) LLP, CQS (US), LLC or any other affiliated entity. The information is intended solely for sophisticated investors who are (a) professional investors as defined in Article 4 of the European Directive 2011/61/EU or (b) accredited investors (within the meaning given to such term in Regulation D under the U.S. Securities Act of 1933, as amended) and qualified purchasers (within the meaning given to such term in Section 2(a)(51) of the U.S Investment Company Act 1940, as amended). This document is not intended for distribution to, or use by, the public or any person or entity in any jurisdiction where such use is prohibited by law or regulation. Manulife | CQS Investment Management is a subsidiary of Manulife Investment Management (Europe) Limited.

This document is a marketing communication prepared for general information purposes only and has not been delivered for registration in any jurisdiction nor has its content been reviewed by any regulatory authority in any jurisdiction. The information contained herein does not constitute: (i) a binding legal agreement; (ii) legal, regulatory, tax, accounting or other advice; (iii) an offer, recommendation or solicitation to buy or sell shares or interests in any fund or investment vehicle managed or advised by CQS (a "CQS Fund") or any other security, commodity, financial instrument, or derivative; or (iv) an offer to enter into any other transaction whatsoever (each a "Transaction"). Any decision to enter into a Transaction should be based on your own independent investigation of the Transaction and appraisal of the risks, benefits and appropriateness of such Transaction in light of your circumstances. Any decision to enter into any Transaction should be based on the terms described in the relevant offering memorandum, prospectus or similar offering document, subscription document, key investor information document (where applicable), and constitutional documents and/or any other relevant document as appropriate (together, the "Offering Documents"). Any Transaction will be subject to the terms set out in the Offering Documents and all applicable laws and regulations. The Offering Documents supersede this document and any information contained herein. The Offering Documents for CQS UCITS range of funds is available here (<https://www.cqs.com/ucits-funds#global-convertibles>) in English (US persons will not be eligible to invest in CQS managed UCITS funds save to the extent set out in the relevant Offering Document). A copy of CQS' Complaints Policy, which sets out a summary of investors' rights, is available here (<https://www.cqs.com/site-services/regulatory-disclosures>) in English. CQS may terminate the arrangements for marketing or distribution of any CQS Fund at any time.

Nothing contained herein shall give rise to a partnership, joint venture or any fiduciary or equitable duties. The information contained herein is provided on a non-reliance basis, not warranted as to completeness or accuracy, and is subject to change without notice. Any information contained herein relating to any non-affiliated third party is the sole responsibility of such third party and has not been independently verified by CQS. The accuracy of data from third party vendors is not guaranteed. If such information is not accurate, some of the conclusions reached or statements made may be adversely affected. CQS is not liable for any decisions made or action taken by you or others based on the contents of this document and neither CQS nor any of its directors, officers, employees or representatives accept any liability whatsoever for any errors or omissions or any loss howsoever arising from the use of this document.

Information contained in this document should not be viewed as indicative of future results as past performance of any Transaction is not indicative of future results. Any investment in a CQS Fund or any of its affiliates involves a high degree of risk, including the risk of loss of the entire amount invested. The value of investments can go down as well as up. Don't invest unless you're prepared to lose all the money you invest. This is a high-risk investment and you are unlikely to be protected if something goes wrong. Future performance is subject to taxation which depends on the personal situation of each investor and which may change in the future. Investments may lead to a financial loss if no guarantee on the capital is in place. An investment in any CQS Fund will involve a number of material risks which include, without limitation, risks associated with adverse market developments, currency and exchange rate risks, risk of counterparty or issuer default, and risk of illiquidity. Any assumptions, assessments, targets (including target returns and volatility targets), statements or other such views expressed herein (collectively "Statements") regarding future events and circumstances or that are forward looking in nature constitute CQS' subjective views or beliefs and involve inherent risk and uncertainties beyond CQS' control. Any indices included in this document are for illustrative purposes only and are not representative of CQS Funds in terms of either composition or risk (including volatility and other risk related factors). Unless stated to the contrary CQS Funds are not managed to a specific index.

The information contained herein is confidential and may be legally privileged and is intended for the exclusive use of the intended recipient(s) to which the document has been provided. In accepting receipt of the information transmitted you agree that you and/or your affiliates, partners, directors, officers and employees, as applicable, will keep all information strictly confidential. Any review, retransmission, dissemination or other use of, or taking of any action in reliance upon, this information is prohibited. Any distribution or reproduction of this document is not authorized and prohibited without the express written consent of CQS, or any of its affiliates. Unless otherwise stated to the contrary herein, CQS owns all intellectual property rights in this document.

CQS is a founder of the Standards Board for Alternative Investments ("SBAI") which was formed to act as custodian of the alternative investment managers' industry best practice standards (the "Standards"). By applying the Standards, managers commit to adopt the "comply or explain" approach described in the Standards. CQS is a signatory of the UN Principles for Responsible Investment and a supporter and participant of certain other responsible investment related industry associations.

PRI Note: PRI is an investor initiative in partnership with UNEP Finance and the UN Global Compact. GMv11. Investors should take into account all characteristics and objectives of the fund as set out in full in the fund's supplement and/or prospectus. Further information on the investment manager's ESG processes and commitments, including its Responsible Investment Policy, can be found on www.cqs.com.

Information required, to the extent applicable, for Distribution of Foreign Collective Investment Schemes to Qualified Investors in Switzerland: The offer and the marketing of shares of the Fund in Switzerland will be exclusively made to, and directed at, qualified investors (the “Qualified Investors”), as defined in Article 10(3) and (3ter) of the Swiss Collective Investment Schemes Act (“CISA”) and its implementing ordinance, at the exclusion of qualified investors with an opting out pursuant to Art. 5(1) of the Swiss Federal Act on Financial Services FinSA”) and without any portfolio management or advisory relationship with a financial intermediary pursuant to Article 10(3ter) CISA (“Excluded Qualified Investors”). Accordingly, the Fund has not been and will not be registered with the Swiss Financial Market Supervisory Authority (“FINMA”) and no representative or paying agent have been or will be appointed in Switzerland. This material and/or any other offering or marketing materials relating to the shares of the Fund may be made available in Switzerland solely to Qualified Investors, at the exclusion of Excluded Qualified Investors. The legal documents of the Fund may be obtained free of charge from

reproduced or disseminated in whole or part without prior written permission. The Information may not be used for, nor does it constitute, an offer to buy or sell, or a promotion or recommendation of, any security, financial instrument or product, trading strategy, or index, nor should it be taken as an indication or guarantee of any future performance. Some funds may be based on or linked to MSCI indexes, and MSCI may be compensated based on the fund’s assets under management or other measures. MSCI has established an information barrier between index research and certain Information. None of the Information in and of itself can be used to determine which securities to buy or sell or when to buy or sell them. The Information is provided “as is” and the user assumes the entire risk of any use it may make or permit to be made of the Information. No MSCI Party warrants or guarantees the originality, accuracy and/or completeness of the Information and each expressly disclaims all express or implied warranties. No MSCI Party shall have any liability for any errors or omissions in connection with any Information herein, or any liability for any direct, indirect, special, punitive, consequential or any other damages (including lost profits) even if notified of the possibility of such damages.

In the European Union:

Waystone Investment Management (IE) Limited is the European investment distributor and is authorized in Ireland as an investment firm under the Markets in Financial Instruments Directive. Waystone Investment Management (IE) Limited is regulated by the Central Bank of Ireland and acts as a distributor in the European Union under reference number C1011. Waystone Investment Management (IE) Limited does not provide investment advice on an independent basis. Waystone Management Company (IE) Ltd is the Manager of the Fund and regulated by the Central Bank of Ireland as an Alternative Investment Fund Manager (AIFM) and as a Manager of Units in Collective Investment Structures (UCITS). A summary of investor rights in respect of the Fund can be found here -[https://www.waystone.com/wp-content/uploads/Policy/IE/Waystone-Management-Company-\(IE\)-Limited/Waystone-Management-Company-\(IE\)-Limited-Summary-of-Investor-Rights.pdf](https://www.waystone.com/wp-content/uploads/Policy/IE/Waystone-Management-Company-(IE)-Limited/Waystone-Management-Company-(IE)-Limited-Summary-of-Investor-Rights.pdf). Waystone Management Company (IE) Limited have the right to terminate the arrangements made for marketing the Fund in certain jurisdictions and to certain investors.

Sustainability Risk means an environmental, social or governance event or condition that, if it occurs, could cause an actual or a potential material negative impact on the value of the investment.




G1307087 / 02.25

MSCI Disclaimer:

Certain information contained herein (the “Information”) is sourced from/copyright of MSCI Inc., MSCI ESG Research LLC, or their affiliates (“MSCI”), or information providers (together the “MSCI Parties”) and may have been used to calculate scores, signals, or other indicators. The Information is for internal use only and may not be

CQS (UK) LLP
4th Floor, One Strand,
London WC2N 5HR,
United Kingdom
T: +44 (0) 20 7201 6900
F: +44 (0) 20 7201 1200

CQS (US), LLC
152 West 57th Street, 40th
Floor, New York, NY 10019,
USA
T: +1 212 259 2900
F: +1 212 259 2699

 CQSClientServices@cqsm.com
 www.cqs.com
 Follow us

Signatory of:

